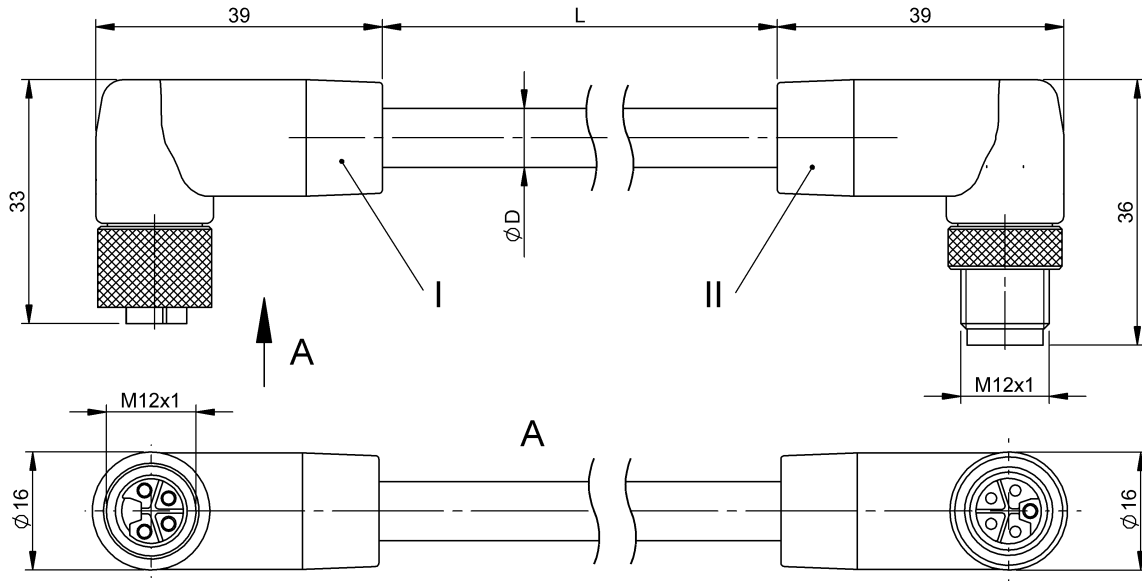


Double-Ended Cordsets
BCC M424-M425-3L-304-PX04A5-050
Order Code: BCC0LW2

BALLUFF



Basic features

Approval/Conformity	CE WEEE
---------------------	------------

Electrical connection

Bending radius min., fixed cable	4 x D
Bending radius min., flexible cable	7.5 x D
Cable	PUR black, 5 m, drag chain compatible
Cable diameter D	7.40 mm ±0.20 mm
Cable, bending cycles min.	10 mil.
Conductor cross-section	1.5 mm ²
Connection 1	M12x1-Female, angled, 4-pin, L-coded
Connection 2	M12x1-Male, angled, 5-pin, L-coded
Number of conductors	4
System	Molded/Molded

Electrical data

Operating voltage U _b	60 VDC / 50 VAC
Rated current (40 °C)	16.0 A

Environmental conditions

Cable temperature, drag chain	-20...60 °C
Cable temperature, fixed routing	-40...80 °C
Cable temperature, flexible routing	-30...80 °C
IP rating	IP65, IP67, IP69K/IP65, IP67, IP69K

Material

Cable jacket, material	PUR
Material contact carrier	PBT/PBT
Material contacts	Copper alloy, gold plated/Copper alloy, gold plated
Material cover nut	Brass nickel-plated/Brass nickel-plated
Material grip	TPE/TPE

Mechanical data

Acceleration max., drag chain	50 m/s ²
Cable jacket, color	black
Cable length L	5.00 m
Cable properties	drag chain compatible
Horizontal travel permitted, drag chain	5 m
Tightening torque pigtail	0.6 Nm/0.6 Nm
Traverse speed max., drag chain	300 m/min

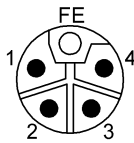
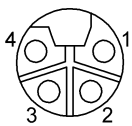
Double-Ended Cordsets
BCC M424-M425-3L-304-PX04A5-050
Order Code: BCC0LW2



Remarks

Cable construction acc. to UL-AWM Style 20939
 Flame resistance acc. to IEC 60332-1
 Flame resistance per IEC 60332-1-2
 Flame resistance acc. to UL 1581/1080 VW-1
 Halogen-free per DIN VDE 0472 Part 815
 Silicone-free
 Oil resistant per DIN EN 60811-404 (VDE 0473-811-404)
 Enclosure rating per IEC 60529 or 20653, only in screwed state with the associated mating piece.

Connector Drawings



I

PIN 1: brown
 PIN 2: white
 PIN 3: blue
 PIN 4: black

II

PIN 1: brown
 PIN 2: white
 PIN 3: blue
 PIN 4: black
 PIN 5: not used

Wiring Diagrams

